

ASHLAND UNIVERSITY

First Year Guide



Table of Contents

Housing Application	1
Roommate Information	2-3
Residence Halls	4-6
Resident Assistants	7
Specialty Housing	8
Fraternity and Sorority Life	9
Commuter Policy	10
Packing List	11-12
Meal Plan	13
Student Accessibility Center	14



Housing Application

All students must complete a housing application.
Please follow the steps below:

- Log into housing.ashland.edu using your AU credentials
- Look for the “my housing profile” tab on the left side of the screen
- Complete the profile
- Go to housing overview
- Fill out the appropriate application

For more help, watch the step by step tutorial,
<https://www.youtube.com/watch?v=sRnZzl3qLS4>



Roommate Groups

Students may choose their own roommate, or have one randomly assigned. To create a roommate group, follow the instructions below:

- Log into housing.ashland.edu using your AU credentials
- Select “roommate group” on the left side of the screen
- Create a new roommate group
- Have all members of the group accept the new group that you created

Students must do this themselves, coaches, advisors, or other staff members cannot place roommates for you!

For more help, watch the step by step tutorial,
<https://www.youtube.com/watch?v=CB12aZdk1vM>

Finding a Roommate

Finding a roommate can be difficult. Below are ways to connect and a few helpful tips when choosing a roommate!

- Join the Facebook group for your specific class and start connecting.
- Post about yourself and be honest!
- ***Ask the hard questions!*** Below are a few to help get the conversation started:
 - What are your sleeping habits like?
 - How organized are you on a scale from 1-10?
 - How do you feel about guests/significant others hanging out or spending the night in the room?
 - How do you handle conflict/confrontation?
 - Decide who is bringing what items to share (i.e microwave, refrigerator, etc.)

If students do not find a roommate, one will be assigned based on your housing profile answers.




Residence Halls

First year students have two options when choosing a residence hall

Amstutz:

- Single, double, and triple room options
- Double rooms measure 9'8" X 15'
- Each room has a moveable desk, dresser, bed, and closet per roommate
- Houses LLC



Residence Halls

First year students have two options when choosing a residence hall

Kem:

- Double and triple room options
- Double rooms measure 9'7"X15'
- Each room has a moveable desk, dresser, bed, and closet per roommate


**Summer 2022 Kem is getting renovated*



Residence Halls

Additional information about the residence halls

- Students are **not** permitted to remove university furniture from their room
- Students will not pick their specific room!
They will be assigned a room.
- Both buildings feature a community kitchen as well as two lobbies and laundry on each floor



Resident Assistants

A resident assistant, or RA is an upperclassman student who lives on the floor with you. RA's are there to help students transition into college and be a support system as well as a resource for them.

Here's what one of our first year RA's had to say!

Reagan loves building community on her floor! To get her residents involved she "plans more casual bonding type events to get people involved. For example, one of my residents wanted to make an Instagram and occasionally we will do photo shoot types events that my residents really enjoy."

Specialty Housing

Some students may opt for specialty housing, which will vary by student. Below are specialty housing options.

- LLC (Living Learning Community)
 - LLC stands for “Living Learning Community” where you will live with other people who have the same major as you. This can help with making friends, studying and working on other assignments, as well as just having someone there who may be going through the same things as you!
- Ashbrook
 - Located in Andrews Hall. Please contact Ben Kunkel, bkunkel@ashbrook.org if interested.
- Honors
 - Located on the second floor of Clayton. Please contact Kim Pool, kpool@ashland.edu if interested.
- USA House
 - Please contact Military and Veterans Services, veterans@ashland.edu if interested.

Fraternity and Sorority Life

Ashland University is home to three fraternities and four sororities

- Fraternities


- Phi Delta Theta
- Phi Kappa Psi
- Kappa Sigma

- Sororities

- Delta Zeta
- Theta Phi Alpha
- Alpha Phi
- Alpha Delta Pi

Fraternities and Sororities have their own housing. If interested, please go through the recruitment process during your fall semester.


For more information, please visit <https://www.ashland.edu/student-affairs/getting-involved/fraternity-sorority-life>



Commuter Policy

You may decide that you want to live off campus. In order to do that, you must fill out the off campus housing application on Erez ***in addition*** to meeting at least one of the following requirements:

- A student, while in attendance at Ashland University, is living in the permanent primary residence of his/her parents or guardian within 35 driving miles of Ashland University's main campus
- A student is married, divorced, or widowed
- A student has a dependent child
- A student is 22 years of age or older prior to October 1st of that academic year
- A student has served in the Armed Forces and received an honorable discharge
- A student is the holder of a baccalaureate degree from an accredited four year college/university
- A new transfer student who has completed four semesters and a minimum of 45 credits from an accredited college/university



AU Packing List

Packing can be overwhelming. Here are a few ideas of what to include when you move to AU!

• Personal Items

- Shower Shoes and Shower Caddy
- Cosmetics
- Personal Hygiene Items
- Band Aids and first aid supplies

• Bedding

- Comforter
- Blankets
- Flat or Extra Long Sheets
- Pillows/Pillow Cases
- Mattress Pad

• Kitchen

- Coffee Maker (No hot plates)
- Compact Refrigerator (4.5 cubic feet)
- Microwave (1 Cubic Foot)
- Plates, Cups, and Utensil

• Cleaning Supplies

- Air Freshener
- All Purpose Cleaner
- Paper Towels
- Trash Can

• Electronics

- Smart TV/Gaming Console
- Laptop
- Chargers for Laptops, Phones, and Other Electronics
- Surge Protector

- Headphones

• Miscellaneous

- Batteries
- Command Strips
- Umbrella

What not to bring

Some things should just be left at home. Below is a list of prohibited items.

- Candles
- Air conditioners
- Extension Cords
- Weights
- Air Fryers
- Instant Pots/Rice Cookers
- Toasters
- Hot Plates
- Space Heaters

These items break our policy. If items are found, they will be confiscated during health and safety checks.



Meal Plans



When choosing a meal plan, first year students have two options:

- Purple plan: \$2,490. This plan includes unlimited meal swipes in the John C. Meyers Convocation Center (convo for short).
- Gold plan: \$2,765. This plan includes unlimited meal swipes in the John C. Meyers Convocation Center (convo for short), and \$275 dining dollars which can be used to swipe guests into convo or used as cash at any of the retail locations on campus.

Please see the dining services page,
<https://www.ashland.edu/administration/auxiliary-services/student-dining>
for more information



Student Accessibility Center

If you are considering getting an accommodation of any sorts (housing, academic, etc.) It must go through the Student Accessibility Center. You can find their contact information below, or on the website <https://www.ashland.edu/administration/campus-life/student-accessibility-center>

- Email: au-sac@ashland.edu
- Phone: 419.289.5904



Additional Questions

We hope this guide was able to help answer some of the questions you may have. We look forward to seeing you on campus!

If you have additional questions, please reach out to the Residence Life Office,
reslife@ashland.edu

