



### DEGREES AWARDED\*



Bachelor Degrees	734
Masters Degrees	547
Doctoral Degrees	37
Associate Degrees	282

\*2020-2021

# 79%

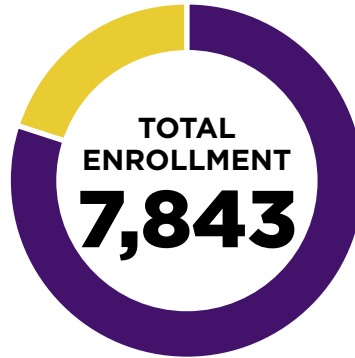
of graduates are employed or pursuing further education 6 months after graduation.\*

\*2019

### ETHNICITY\*

ETHNICITY*	%
American Indian/Alaskan	0.4%
Asian/Pacific Islander	0.5%
Black	5.8%
Hawaiian	0.3%
Hispanic	3.6%
White	77.4%
Two or more races	2.4%
Other/Unknown	7.1%
Nonresident Alien	2.7%

\*demographics of traditional undergraduate students | Fall 2021



### RETENTION/GRAD RATE\*



Fall to Fall Retention Rate **72%**



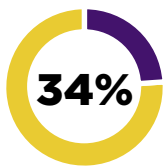
6 Year Graduation Rate

**68%**

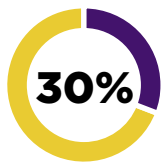
\*first-time, full-time degree seeking undergraduate students

**3.51** Average High School GPA

**22.7** Average ACT Score



**First Generation Students**



**Pell Recipients**

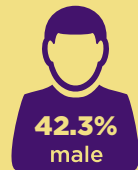
AGE	%
Average	20.4%
Median	20.0%
< 18	0.4%
18-19	38.4%
20-21	42.8%
22-25	15.4%
26-30	1.8%
31+	1.2%



**12:1** student to faculty ratio



**57.7%** female



**42.3%** male

### 2020-21 TUITION/ROOM & BOARD

Average	AU	AVG. PRIVATE*
Tuition & Fees	\$24,080	\$37,650
Room & Board	\$11,490	\$13,120
<b>TOTAL</b>	<b>\$35,570</b>	<b>\$50,770</b>

\*trends.collegeboard.org/college-pricing/figures-tables/average-published-undergraduate-charges-sector-2020-21

### AVERAGE FINANCIAL AID PACKAGE\*

**\$23,688**



\$10,000



\$20,000



\$30,000

\*99% of first-time, full-time freshmen receive some kind of aid

### TOP MAJORS

- Nursing
- Exercise Science
- Early Childhood Intervention Specialist
- Biology
- Business Management
- Business Administration
- Sport Management
- Accounting
- Psychology
- Criminal Justice

### FACULTY/STAFF\*

	Faculty	Staff
Headcount	487	726
Full-time	165	555
Women	252	426
Ethnic Minority	49	59

\*Fall 2021