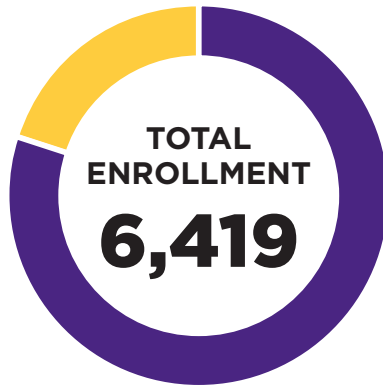
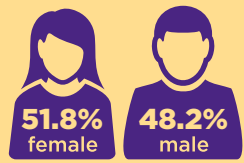




TRADITIONAL UNDERGRUATES

Average Age – 20.6

AGE	%
< 18	0.2%
18-19	35.0%
20-21	41.8%
22-25	20.2%
26-30	1.6%
31+	1.3%



STUDENT BODY

- 26.6% Traditional UG
- 57.9% Other UG
- 12.4% Graduate
- 3.1% Seminary
- Undergraduate – 84.5%
- Graduate – 15.5%

TOP MAJORS

- Exercise Science
- Early Childhood Intervention Specialist
- Business Management
- Nursing
- Finance
- Sport Management
- Marketing
- Accounting
- Biology
- Criminal Justice



14:1

student to faculty ratio



2024-25 TUITION/ROOM & BOARD

Average	AU	AVG. PRIVATE
Tuition & Fees	\$33,220	\$43,350
Room & Board	\$13,944	\$15,250
TOTAL	\$47,164	\$58,600

FACULTY/STAFF

	Faculty	Staff
Full-time	138	512
Part-time	311	76

Source: HR Department, Fall 2025

FIRST-TIME, FULL-TIME DEGREE SEEKING UNDERGRADUATE STUDENTS FALL 2025 BELOW.*

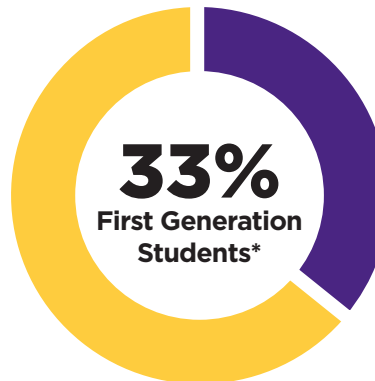
3.64 Average High School GPA*

22.6 Average ACT Score*

AVERAGE FINANCIAL AID PACKAGE*

\$33,177

100% of students receive some type of aid



TOP STATES FOR NEW STUDENTS

- Ohio
- Michigan
- Pennsylvania
- Indiana
- Illinois
- California

DEGREES AWARDED | 2024-2025



Associate Degrees	414
Bachelor Degrees	603
Masters Degrees	366
Doctoral Degrees	24

FRESHMEN RETENTION



Fall to Fall Retention Rate **78%**

TOP COUNTRIES FOR NEW STUDENTS

- Brazil
- Canada
- Great Britain
- Spain
- China
- India
- Ireland
- Portugal

90%

of graduates are employed or pursuing further education 6 months after graduation.

2025



6 Year
Graduation Rate
57%